

**WALTON**  
Fan

*Cool Air  
Everywhere*



/WaltonElectricalappliances



Scan for details

## EXPLORING BEYOND BOUNDARIES

The Company played a vital role in reducing import dependency and simultaneously started exporting since 2011 to various countries like; Hungary, Germany, Italy, Denmark, Ireland, Spain, Croatia, Poland, Romania, Greece, Georgia, Austria, Slovakia, Slovenia, Mexico, Senegal, Mali, Ghana, Djibouti, Tunisia, Libya, Tanzania, Kenya, Uganda, Seychelles, Togo, Nigeria, Turkey, Bhutan, Maldives, Iraq, Yemen, Nepal, Sri Lanka, Timor-Leste, and India. Moreover, we are already in the process of penetrating the markets of Australia, Europe, the USA, South Africa, Singapore, Poland, Saudi Arabia, Sri Lanka, and the CIS Countries considering the global economic situation and Walton's strategic position.

## MARKET POSITIONING

Walton had been incorporated in 2006 and the commencement of its business was in 2008. It primarily manufactures Refrigerator, Freezer, Air conditioners, Television & Compressor and subsequently expanded its operation in Electrical Appliances including Elevator, thereby catering to the foundation for nearly every aspect of modern life. Walton has become the most trusted and prestigious national brand in the consumer electronics and electrical industry in Bangladesh through its strong manufacturing base, quality products, competitive price, extensive market coverage, and, last but not the least, responsive after-sales services. As a result, within a very short time span, Walton has captured a substantial market share and has positioned itself as the most dominant player in the electronics sector of Bangladesh.



## WALTON CORPORATE OFFICE

The corporate office is situated in Bashundhara Residential Area, Dhaka. This is a 3 storied modern office building with 4 stairs, space for 2 lifts, and allied facilities with a space of 1,89,539 sq. ft. There is one pair Escalator in the building. There are also some other structures, namely a sub-station building, a car wash & parking shed, and a guard room. The sub-station is a single storied building This is built with burnt bricks, and RCC. This was reportedly built in the year 2017. The car wash shed is built with burnt bricks & GI sheet walls with the roof of pre-fabricated steel sheets on steel frame having pucca floor This was built in the year 2017. The parking shed and guard room are built with burnt bricks & GI sheet walls with the roof of pre-fabricated steel sheets on a steel frame having a pucca floor This was built in the year 2017. The Building is fully used for office purposes. There is also a helipad in the parking area adjacent to the building. The Building is surrounded by a boundary wall and decorative steel fence.



# GLOBAL OPERATION



# INTERNATIONAL CERTIFICATIONS

Walton Hi-Tech Industries PLC. is certified to ISO 45001: 2018 Occupational Health & Management System (OHSMS) for effective health & safety management as per ISO standard

Walton Hi-Tech Industries PLC. is certified to ISO 14001: 2015 Environmental Management System (EMS) for effective environmental management as per ISO standard

Walton Hi-Tech Industries PLC. is certified to ISO 9001: 2015 Quality Management System (QMS) for effective quality management as per ISO standard



## PRODUCT CERTIFICATIONS

**CB**  
Certification Body  
(Globally Accepted for Product Safety)

**CE**  
Conformité Européenne  
(Mandatory in Europe for Product Conformity)

  
Gulf Cooperation Council  
(Mandatory in Middle East Countries for Product Conformity)

  
Saudi Arabian Standards Organization  
(Mandatory in KSA for Product Conformity)

  
Restriction of Hazardous Substances  
(Locally Accepted for Product Material Safety)

**EMC**  
Electromagnetic Compatibility

# TABLE OF CONTENTS

01

**CEILING FAN**

PAGE: 06-14

02

**PEDESTAL FAN**

PAGE: 15-21

03

**RECHARGEABLE FAN**

PAGE: 22-26

04

**TABLE FAN**

PAGE: 27-28

05

**TORNADO FAN**

PAGE: 29-31

06

**WALL FAN**

PAGE: 32-33

07

**EXHAUST FAN**

PAGE: 34-35

08

**NET FAN**

PAGE: 36

09

**FLOOR FAN**

PAGE: 37

10

**CEILING MOUNTED ORBIT FAN**

PAGE: 37-38



Smooth  
Airflow



Strong Copper  
Motor




High Glossy  
Finishing



Aerodynamic  
Blade

# VERTICAL INTEGRATION

## SUPERSAVER BLDC CEILING FAN








*Your Energy*  
**SAVING PARTNER**



## BLDC COMFORT FAN (48")

### TECHNICAL SPECIFICATIONS:


Model Name	: BLDC Comfort Fan
Color	: White, Off White, Indigo, Pink
Size	: 1200mm (48")
Material	: Aluminium Sheet
Rated Voltage	: 220V
Speed	: 370 RPM
Frequency	: 50Hz
Power Consumption	: 30W
Power Factor	: 0.996
Air Delivery	: 222 m <sup>3</sup> /min.
Insulation Class	: Class H
Service Value	: 7.4 m <sup>3</sup> /min./Watt
Motor Type	: Sensorless BLDC Motor



## BLDC SUPERSAVER CEILING FAN (56")

### TECHNICAL SPECIFICATIONS:


Model Name	: BLDC Supersaver Ceiling Fan
Color	: White, Off White, Indigo, Pink
Size	: 1400mm (56")
Material	: Aluminium Sheet
Operating Voltage	: 90-300V
Speed	: 300 RPM
Frequency	: 50Hz
Power Consumption	: 35W
Power Factor	: 0.996
Air Delivery	: 240 m <sup>3</sup> /min.
Insulation Class	: Class H
Service Value	: 6.85 m <sup>3</sup> /min./watt
Motor Type	: Sensorless BLDC motor



## SUPERSAVER MARIGOLD FAN (52")

### TECHNICAL SPECIFICATIONS:

Model Name	: Supersaver Marigold Fan
Color	: White, Brown
Size	: 1300mm (52")
Material	: ABS Plastic
Operating Voltage	: 90-300V AC
Speed	: 250 RPM
Frequency	: 50Hz
Power Consumption	: 35W
Power Factor	: 0.99
Air Delivery	: 240 m <sup>3</sup> /min.
Insulation Class	: Class H
Service Value	: 6.85 m <sup>3</sup> /min./watt
Motor Type	: BLDC Motor



## GLORIA CEILING FAN (50")

### TECHNICAL SPECIFICATIONS:

Model Name	: Gloria Ceiling Fan
Color	: White, Brown
Size	: 1250mm (50")
Material	: ABS Plastic
Rated Voltage	: 220V
Speed	: 300 RPM
Frequency	: 50Hz
Power Consumption	: 70W
Power Factor	: 0.98
Insulation Class	: Class H
Air Delivery	: 230 m <sup>3</sup> /min.
Service Value	: 3.28 m <sup>3</sup> /min./watt



## LOTUS CEILING FAN (52")

### TECHNICAL SPECIFICATIONS:

Model Name	: Lotus Ceiling Fan
Color	: Off-White, White
Size	: 1300mm (52")
Material	: M.S. Sheet
Rated Voltage	: 220V
Speed	: 330 RPM
Frequency	: 50Hz
Power Consumption	: 90W
Power Factor	: 0.994
Insulation Class	: Class H
Air Delivery	: 200 m <sup>3</sup> /min.
Service Value	: 2.22 m <sup>3</sup> /min./watt



## LILY CEILING FAN (56")

### TECHNICAL SPECIFICATIONS:

Model Name	: Lily Ceiling Fan
Color	: White, Off-White, Indigo, Pink
Size	: 1400mm (56")
Material	: Aluminium Sheet
Rated Voltage	: 220V
Speed	: 310 RPM
Frequency	: 50Hz
Power Consumption	: 75W
Power Factor	: 0.97
Insulation Class	: Class H
Air Delivery	: 250 m <sup>3</sup> /min.
Service Value	: 3.85 m <sup>3</sup> /min./watt





# Highest Air Delivery



Smooth  
Airflow



Strong Copper  
Motor



High Glossy  
Finishing



Aerodynamic  
Blade



## POPULAR CEILING FAN (56")

### TECHNICAL SPECIFICATIONS:


Model Name	: Popular Ceiling Fan
Color	: White, Off-White, Indigo, Pink
Size	: 1400mm (56")
Rated Voltage	: 220V
Speed	: 310 RPM
Frequency	: 50Hz
Power Consumption	: 80W
Power Factor	: 0.97
Insulation Class	: Class H
Air Delivery	: 250 m <sup>3</sup> /min.
Service Value	: 3.12 m <sup>3</sup> /min./watt



## WCF5601 EM (56")

### TECHNICAL SPECIFICATIONS:


Model Name	: WCF5601 EM Ceiling Fan
Color	: White, Off-White, Indigo, Pink
Size	: 1400mm (56")
Rated Voltage	: 220V
Speed	: 310 RPM
Frequency	: 50Hz
Power Consumption	: 80 W
Power Factor	: 0.97
Insulation Class	: Class H
Air Delivery	: 250 m <sup>3</sup> /min.
Service Value	: 3.12 m <sup>3</sup> /min./watt



## WCF5601 WR (56")

### TECHNICAL SPECIFICATIONS:


Model Name	: WCF5601 WR Ceiling Fan
Color	: White, Off-White, Indigo
Size	: 1400mm (56")
Rated Voltage	: 220V
Speed	: 310 RPM
Frequency	: 50Hz
Power Consumption	: 75W
Power Factor	: 0.97
Insulation Class	: Class H
Air Delivery	: 250 m <sup>3</sup> /min.
Service Value	: 3.30 m <sup>3</sup> /min./watt



## WCF5603 WR (56")

### TECHNICAL SPECIFICATIONS:

Model Name	: WCF5603 WR Ceiling Fan
Color	: White, Off-White, Indigo, Pink
Size	: 1400mm (56")
Rated Voltage	: 220V
Speed	: 310 RPM
Frequency	: 50Hz
Power Consumption	: 70W
Power Factor	: 0.97
Insulation Class	: Class E
Air Delivery	: 250 m <sup>3</sup> /min.
Service Value	: 3.50 m <sup>3</sup> /min./watt



## WCF5604 WR (56")

### TECHNICAL SPECIFICATIONS:


Model Name	: WCF5604 WR Ceiling Fan
Color	: White, Off-White, Indigo, Pink
Size	: 1400mm (56")
Rated Voltage	: 220V
Speed	: 310 RPM
Frequency	: 50Hz
Power Consumption	: 70W
Power Factor	: 0.97
Insulation Class	: Class E
Air Delivery	: 250 m <sup>3</sup> /min.
Service Value	: 3.50 m <sup>3</sup> /min./watt



## TULIP CEILING FAN (36")

### TECHNICAL SPECIFICATIONS:


Model Name	: Tulip Ceiling Fan
Color	: White, Off-White, Indigo, Pink
Size	: 900mm (36")
Material	: Aluminium Sheet
Rated Voltage	: 220V
Speed	: 540 RPM
Frequency	: 50Hz
Power Consumption	: 78W
Power Factor	: 0.97
Insulation Class	: Class E
Air Delivery	: 180 m <sup>3</sup> /min.
Service Value	: 2.30 m <sup>3</sup> /min./watt



## MEGA CEILING FAN

### TECHNICAL SPECIFICATIONS:

Product Name	WMIF15 15 FEET	WMIF18 18 FEET	WMIF24 24 FEET
Motor Power	1.5kW	1.5kW	1.5kW
Max Speed	75 rpm	65 rpm	54 rpm
Rated Voltage	380V/220V	380V/220V	380V/220V
Rated Current	2.85A /4.00A	2.75A /4.20A	2.95A/4.60 A
Air Volume	11500 m <sup>3</sup> /min.	12000 m <sup>3</sup> /min.	13800 m <sup>3</sup> /min.
Max Coverage	850 m <sup>2</sup>	1050 m <sup>2</sup>	1800 m <sup>2</sup>
Weight	102kg	108kg	125kg
Noise	43dBA	43dBA	43dBA



# VERTICAL INTEGRATION

## PEDESTAL FAN







Smooth  
Airflow



German Design  
& Technology



Automatic  
Swing



Strong Copper  
Motor



Timer  
Control



Recyclable  
Materials



High Air  
Delivery



Multi-speed  
Selection System



High Glossy  
Finishing




Aerodynamic  
Blade



# Pedestal Fan *Keeps You Cool*






## WPF24A PBC (24")

### TECHNICAL SPECIFICATIONS:

Model Name	: WPF24A PBC
Color	: Black, Grey
Size	: 600mm (24")
Height Adjustment	: 1060-1400 mm
Rated Voltage	: AC 220 V
Current	: 0.78 A
Speed	: 900 RPM
Frequency	: 50Hz
Input Power	: 170W
Power Factor	: 0.98
Insulation Class	: Class H
Air Delivery	: 170 m <sup>3</sup> /min.
Service Value	: 1 m <sup>3</sup> /min./watt



## WPF18C PBC (18")

### TECHNICAL SPECIFICATIONS:


Model Name	: WPF18C PBC
Color	: Black, Grey
Size	: 450mm (18")
Rated Voltage	: AC 220 V
Current	: 0.6 A
Power Factor	: 0.97
Input Power	: 120W
Speed	: 1350 RPM
Frequency	: 50Hz
Insulation Class	: Class E
Air Delivery	: 120 m <sup>3</sup> /min.
Service Value	: 1 m <sup>3</sup> /min./watt



## WPF24S RSC (24")

### TECHNICAL SPECIFICATIONS:

Model Name	: WPF24S RSC
Color	: Black, Silver
Size	: 600mm (24")
Rated Voltage	: AC 220 V
Current	: 0.78 A
Speed	: 1380 RPM
Frequency	: 50Hz
Input Power	: 135 W
Power Factor	: 0.95
Insulation Class	: Class H
Air Delivery	: 180 m <sup>3</sup> /min.
Service Value	: 1.33 m <sup>3</sup> /min./watt



## WPF18B PBC (18")

### TECHNICAL SPECIFICATIONS:

Model Name	: WPF18B-PBC
Color	: Black, Grey
Size	: 450mm (18")
Rated Voltage	: AC 220 V
Current	: 0.6 A
Speed	: 1350 RPM
Frequency	: 50Hz
Input Power	: 120W
Power Factor	: 0.95
Insulation Class	: Class E
Air Delivery	: 120 m <sup>3</sup> /min.
Service Value	: 1 m <sup>3</sup> /min./watt



## WPF24A-PBC (TRIPOD) (24")

### TECHNICAL SPECIFICATIONS:

Model Name	: WPF24A PBC (Tripod)
Color	: Black, Grey
Size	: 600mm (24")
Rated Voltage	: AC 220 V
Current	: 0.78 A
Speed	: 900 RPM
Frequency	: 50Hz
Input Power	: 170W
Power Factor	: 0.98
Insulation Class	: Class H
Air delivery	: 170 m <sup>3</sup> /min.
Service Value	: 1 m <sup>3</sup> /min./watt



## WPF18D PBC (18")

### TECHNICAL SPECIFICATIONS:


Model Name	: WPF18D PBC (Tripod)
Color	: Black, Grey
Size	: 450mm (18")
Rated Voltage	: AC 220 V
Current	: 0.6 AMP
Power Factor	: 0.97
Speed	: 1350 RPM
Frequency	: 50 Hz
Input Power	: 120W
Insulation Class	: Class E
Air Delivery	: 120 m <sup>3</sup> /min.
Service Value	: 1 m <sup>3</sup> /min./watt



## WPF16SEM2 PBC (16")

### TECHNICAL SPECIFICATIONS:

Model Name	: WPF16SEM2 PBC
Color	: Off-White, Sky Blue
Size	: 400mm (16")
Rated Voltage	: AC 220 V
Current	: 0.2 A
Speed	: 1260 RPM
Frequency	: 50Hz
Input Power	: 45W
Power Factor	: 0.95
Insulation Class	: Class H
Air Delivery	: 45 m <sup>3</sup> /min.
Service Value	: 1 m <sup>3</sup> /min./watt



## WPF160B PBC (16")

### TECHNICAL SPECIFICATIONS:

Model Name	: WPF160B PBC
Color	: Dark Blue, Pink, Sky Blue
Size	: 400mm (16")
Rated Voltage	: AC 220 V
Current	: 0.27 A
Speed	: 880 RPM
Frequency	: 50Hz
Input Power	: 60W
Power Factor	: 0.98
Insulation Class	: Class H
Air Delivery	: 90 m <sup>3</sup> /min.
Service Value	: 1.5 m <sup>3</sup> /min./watt



## WPF160B RMC (16")

### TECHNICAL SPECIFICATIONS:

Model Name	: WPF160B RMC
Color	: Dark Blue, Pink, Sky Blue
Size	: 400mm (16")
Rated Voltage	: AC 220 V
Current	: 0.27 A
Speed	: 880 RPM
Frequency	: 50Hz
Input Power	: 60W
Power Factor	: 0.98
Insulation Class	: Class H
Air Delivery	: 90 m <sup>3</sup> /min.
Service Value	: 1.5 m <sup>3</sup> /min./watt



## WPF16SEM PBC (16")

### TECHNICAL SPECIFICATIONS:

Model Name	: WPF16SEM PBC
Color	: Cream White, Dark Blue, White, Sky Blue
Size	: 400mm (16")
Rated Voltage	: AC 220 V
Current	: 0.2 A
Speed	: 1240 RPM
Frequency	: 50Hz
Input Power	: 45 W
Power Factor	: 0.97
Insulation Class	: Class H
Air Delivery	: 55 m <sup>3</sup> /min.
Service Value	: 1.22 m <sup>3</sup> /min./watt



## WPF180A PBC (18")

### TECHNICAL SPECIFICATIONS:

Model Name	: WPF180A PBC
Color	: Dark Blue, Sky Blue, Cream White
Size	: 450mm (18")
Rated Voltage	: AC 220 V
Current	: 0.2 A
Speed	: 1250 RPM
Frequency	: 50Hz
Input Power	: 50 W
Power Factor	: 0.98
Service Value	: 1.5 m <sup>3</sup> /min./watt
Insulation Class	: Class H



## WPF16L5 RMC (16")

### TECHNICAL SPECIFICATIONS:

Model Name	: WPF16L5 RMC
Color	: Black, Yellow, Purple
Size	: 400mm (16")
Rated Voltage	: AC 220 V
Current	: 0.27 AMP
Speed	: 880 RPM
Frequency	: 50Hz
Input Power	: 60 W
Power Factor	: 0.98
Insulation Class	: Class H
Air Delivery	: 63 m <sup>3</sup> /min.
Service Value	: 1.3 m <sup>3</sup> /min./watt



Multi-speed  
Selection System



Automatic  
Swing



Strong Copper  
Motor



Recyclable  
Materials



High Air  
Delivery



High Glossy  
Finishing



Aerodynamic  
Blade



## WPF16L5 PBC (16")

### TECHNICAL SPECIFICATIONS:

Model Name	: WPF16L5 PBC
Color	: Purple, Yellow
Size	: 400mm (16")
Rated Voltage	: AC 220 V
Current	: 0.27 A
Speed	: 880 RPM
Frequency	: 50Hz
Input Power	: 60 W
Power Factor	: 0.98
Insulation Class	: Class H
Air Delivery	: 63 m <sup>3</sup> /min.
Service Value	: 1.3 m <sup>3</sup> /min./watt



# VERTICAL INTEGRATION

## RECHARGEABLE FAN



# Rechargeable Fan

## FEEL THE COOL



Fashionable  
Design



AC High  
Speed



DC  
Motor



Regulator  
Control




Aerodynamic  
Blade Design




Oscillation  
System



Bright  
LED Light








## WRTF 14A (14")

### TECHNICAL SPECIFICATIONS:


Model Name	: WRTF 14A
Color	: Maroon, Green, White, Yellow, Purple
Size	: 350mm (14")
Rated Voltage	: AC 220 V
Current	: 0.20 A
Speed	: 1500 RPM
Frequency	: 50 Hz
Input Power	: 20W
Power Factor	: 0.45
Insulation Class	: Class E
Air Delivery	: 16 m <sup>3</sup> /min.
Service Value	: 0.8 m <sup>3</sup> /min./watt
Type of Motor	: DC Motor 6V
Charging Time	: 8-10 Hours



## WRTF 12A (12")

### TECHNICAL SPECIFICATIONS:


Model Name	: WRTF 12A
Color	: Maroon, Green, White, Yellow, Purple
Size	: 300mm (12")
Rated voltage	: AC 220 V
Current	: 0.20A
Speed	: 1500 RPM
Frequency	: 50 Hz
Input Power	: 18W
Power Factor	: 0.42
Insulation Class	: Class E
Air Delivery	: 10 m <sup>3</sup> /min.
Service Value	: 0.5 m <sup>3</sup> /min./watt
Type of Motor	: DC Motor 6V
Charging Time	: 8-10 Hours (Approx)



## W170A MS (17")

### TECHNICAL SPECIFICATIONS:


Model Name	: W170A MS
Color	: Stand-Blue, Base-Blue, Stand-Blue, Base-White, Stand-White, Base-White
Size	: 430mm (17")
Rated voltage	: AC 220 V
Speed	: 1385 RPM
Frequency	: 50 Hz
Battery	: Rechargeable Lead Acid 12V 4.5Ah
Input Power	: 30W
Type of Motor	: DC 12V
Charging Time	: 8-10 Hours
LED Light	: Super bright white LED 0.056W X 2



## W170A EM & MS (17")

### TECHNICAL SPECIFICATIONS:

Model Name	: W170A EM & MS
Color	: Stand-Blue, Base-Blue, Stand-Blue, Base-White, Stand-White, Base-White
Size	: 430mm (17")
Rated Voltage	: AC 220 V
Speed	: 1385 RPM
Frequency	: 50 Hz
Battery	: Rechargeable Lead Acid 12V 4.5Ah
Input Power	: 30W
Type of Motor	: DC 12V
Charging Time	: 8-10 Hours
LED Light	: Super bright white LED 0.056W X 2



## W170A AS (17")

### TECHNICAL SPECIFICATIONS:


Model Name	: W170A AS
Color	: Stand-Blue, Base-Blue, Stand-Blue, Base-White, Stand-White, Base-White
Size	: 430mm (17")
Rated Voltage	: AC 220 V
Speed	: 1385 RPM
Frequency	: 50 Hz
Battery	: Rechargeable Lead Acid 12V 4.5Ah
Input Power	: 30W
Type of Motor	: DC 12V
Charging Time	: 8-10 Hours
LED Light	: Super bright white LED 0.056W X 2



## WRSF16A-PBC (16")

### TECHNICAL SPECIFICATIONS:

Model Name	: WRSF16A-PBC
Rated Voltage	: AC 220V
Speed	: 1450 RPM
Height	: 750 mm to 900 mm
Air Delivery	: 25 m <sup>3</sup> /min
Frequency	: 50 Hz
Input Power	: 40W
Service Value	: 0.625 m <sup>3</sup> /min/watt
Type of Motor	: DC 12V
Charging Time	: 12-15 Hours
Battery	: Rechargeable Sealed Lead Acid 2X6V 4.5Ah
Timer Mode	: Yes
LED Light	: Super bright white LED 0.056W X 4



## WRTF9A (9")

### TECHNICAL SPECIFICATIONS:


Model Name	: WRTF9A
Size	: 228 mm (9")
Input/Output Voltage	: DC 5V/ 2A
Input Power	: 12W
Speed	: 1550 RPM
Frequency	: 50 HZ
Power Factor	: 0.5
Power Factor	: 0.46
Battery	: Li- ion Cylindrical rechargeable battery 3.7V 8000mAh
Insulation Class	: Class E
Air Delivery	: 13 m <sup>3</sup> /min.
Service Value	: 1.08 m <sup>3</sup> /min./watt
Type of Motor	: DC Motor 6V
Charging Time	: 08-10 Hours



## WRPF06A (6")

### TECHNICAL SPECIFICATIONS:

Model Name	: WRPF06A
Color	: White
Size	: 150 mm
Input/output voltage	: DC 5V/ 2A
Input Power	: 10W
Current	: 0.12A
Speed	: 1900 RPM
Frequency	: 50 Hz
Power Factor	: 0.45
Battery	: Li-ion Cylindrical 3.7V 8000mAh
Insulation Class	: Class E
Air Delivery	: 5 m <sup>3</sup> /min.
Service Value	: 0.5 m <sup>3</sup> /min./watt
Type of Motor	: BLDC 3.7V
Charging Time	: 08-10 Hours
LED Light	: Super bright white LED 0.056W X 9



## W17RWF RMC (17")

### TECHNICAL SPECIFICATIONS:

Model Name	: W17RWF RMC (Sky Blue)
Color	: Sky Blue
Size	: 430mm (17")
Rated Voltage	: AC220V
Speed	: 1385 RPM
Frequency	: 50 Hz
Battery	: Rechargeable Lead Acid 12V 4.5Ah
Input Power	: 30W
Type of Motor	: DC 12V
Charging Time	: 8-10 Hours
Air Delivery	: 16 m <sup>3</sup> /min.

# Table Fan

## CONTROL YOUR COMFORT



Fashionable Design



AC High Speed



99.99% Copper Motor



Regulator Control



Aerodynamic Blade Design



Oscillation System



Thermal Protector





## WTF16A RMC (16")

### TECHNICAL SPECIFICATIONS:


Model Name	: WTF16A RMC
Color	: Sky Blue, Cream White
Size	: 400mm (16")
Rated Voltage	: AC 220 V
Current	: 0.23A
Speed	: 1220 RPM
Frequency	: 50Hz
Input Power	: 50W
Power Factor	: 0.98
Insulation Class	: Class H
Air Delivery	: 63 m <sup>3</sup> /min.
Service Value	: 1.25 m <sup>3</sup> /watt
Type of Motor	: Single Phase



## WTF16A PBC (16")

### TECHNICAL SPECIFICATIONS:

Model Name	: WTF16A PBC
Color	: Drak Blue, Sky Blue, White
Size	: 400mm (16")
Rated Voltage	: AC 220 V
Current	: 0.23A
Speed	: 1220 RPM
Frequency	: 50Hz
Input Power	: 50W
Power Factor	: 0.98
Insulation Class	: Class H
Air Delivery	: 63 m <sup>3</sup> /min.
Service Value	: 1.25 m <sup>3</sup> /watt
Type of Motor	: Single Phase





## WTF16C PBC (16")

### TECHNICAL SPECIFICATIONS:

Model Name	: WTF16C PBC
Color	: Sky Blue, Cream White, Dark Blue
Size	: 400mm (16")
Rated Voltage	: AC 220 V
Current	: 0.22A
Speed	: 1250 RPM
Frequency	: 50Hz
Input Power	: 46W
Power Factor	: 0.99
Insulation Class	: Class H
Air Delivery	: 44 m <sup>3</sup> /min.
Service Value	: 0.95 m <sup>3</sup> /watt
Type of Motor	: Single Phase Shaded Motor

# VERTICAL INTEGRATION

## TORNADO FAN



# Tornado Fan

## AIR OF SERENITY



Fashionable  
Design



AC High  
Speed



Adjustable Guard  
Position





Regulator  
Control



Aerodynamic  
Blade Design

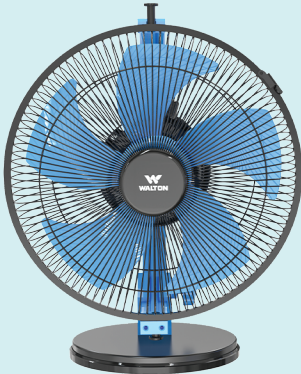




## WTF10S (10")

### TECHNICAL SPECIFICATIONS:


Model Name	: WTF10S
Color	: White, Blue, Maroon
Size	: 250mm (10")
Rated Voltage	: AC 220 V
Current	: 0.28A
Speed	: 2500 RPM
Frequency	: 50Hz
Input Power	: 65W
Power Factor	: 0.95
Insulation Class	: Class H
Air Delivery	: 36 m <sup>3</sup> /min.
Service Value	: 0.56 m <sup>3</sup> /min./watt
Type of Motor	: Shaded Pole



## WTF9S5 & WTF9M5 (9")

### TECHNICAL SPECIFICATIONS:

Model Name	: WTF9S5 & WTF9M5
Color	: Yellow, Blue
Size	: 225mm (9")
Rated Voltage	: AC 220 V
Current	: 0.28A
Speed	: 2500 RPM
Frequency	: 50Hz
Input Power	: 65W
Power Factor	: 0.95
Insulation Class	: Class H
Air Delivery	: 36 m <sup>3</sup> /min.
Service Value	: 0.56 m <sup>3</sup> /min./watt
Type of Motor	: Shaded Pole



## WTF9S3 (9")

### TECHNICAL SPECIFICATIONS:

Model Name	: WTF9S3
Color	: Yellow, Blue
Size	: 225mm (9")
Rated Voltage	: AC 220 V
Current	: 0.25A
Speed	: 2600 RPM
Frequency	: 50Hz
Input Power	: 60W
Power Factor	: 0.95
Insulation Class	: Class H
Air Delivery	: 36 m <sup>3</sup> /min.
Service Value	: 0.60 m <sup>3</sup> /min./watt
Type of Motor	: Shaded Pole





# Wall Fan KEEPS YOU COOL & REFRESH



Fashionable  
Design



High-speed  
Air Delivery



99.99%  
Copper Motor



Remote  
Control



Aerodynamic  
Blade Design



Oscillation  
System



Thermal  
Protector





## W160A RGC (16")

### TECHNICAL SPECIFICATIONS:

Model Name	: W160A RGC
Color	: Drak Blue, Sky blue, White, Cream White
Size	: 400 mm (16")
Rated Voltage	: AC 220 V
Current	: 0.23A
Speed	: 1220 RPM
Frequency	: 50Hz
Input Power	: 50W
Power Factor	: 0.98
Insulation Class	: Class H
Air Delivery	: 63 m <sup>3</sup> /min.
Service value	: 1.25 m <sup>3</sup> /min./watt



## W180A RGC (18")

### TECHNICAL SPECIFICATIONS:

Model Name	: W180A-RGC
Color	: Drak Blue, Sky blue, White, Cream White
Size	: 450mm (18")
Rated Voltage	: AC 220 V
Current	: 0.2 AMP
Speed	: 1250 RPM
Frequency	: 50Hz
Input Power	: 50W
Power Factor	: 0.98
Insulation Class	: Class H
Air Delivery	: 63 m <sup>3</sup> /min.
Service Value	: 1.25 m <sup>3</sup> /min./watt



## W160A RMC (16")

### TECHNICAL SPECIFICATIONS:

Model Name	: W160A RMC
Color	: Dark Blue, Sky Blue, White, Cream White
Size	: 400 mm (16")
Rated Voltage	: AC 220 V
Current	: 0.23A
Speed	: 1220 RPM
Frequency	: 50Hz
Input Power	: 50W
Power Factor	: 0.98
Insulation Class	: Class H
Air Delivery	: 63 m <sup>3</sup> /min.
Service Value	: 1.25 m <sup>3</sup> /min./watt



# Exhaust Fan ODOR FREE AIR



Fashionable  
Design



AC High  
Speed



Aluminium  
Motor



Single  
Speed



Aerodynamic  
Blade Design



## WALTON EXHAUST FAN


TECHNICAL SPECIFICATIONS:				
Product Name	WEF0601N (06")	WEF0801N (08")	WEF1001N (10")	WEF1201N (12")
Color	white	white	white	white
Size	150mm	200mm	250mm	300mm
Current	0.16 A	0.16 A	0.2 A	0.2 A
Speed	1350 RPM	1300 RPM	1300 RPM	1150 RPM
Frequency	50Hz	50Hz	50Hz	50Hz
Power Consumption	40 W	40 W	45 W	55 W
Power Factor	0.95	0.98	0.98	0.95
Rated Voltage	220V	220V	220V	220V
Insulation Class	Class E	Class E	Class E	Class E



## WALTON EXHAUST FAN


TECHNICAL SPECIFICATIONS:				
Product Name	WEF0601 (06")	WEF0801 (08")	WEF1001 (10")	WEF1201 (12")
Color	white	white	white	white
Size	150mm	200mm	250mm	300mm
Current	0.16 A	0.16 A	0.2 A	0.2 A
Speed	1350 RPM	1300 RPM	1300 RPM	1150 RPM
Frequency	50Hz	50Hz	50Hz	50Hz
Power Consumption	40 W	40 W	42 W	55 W
Power Factor	0.95	0.98	0.98	0.96
Rated Voltage	220V	220V	220V	220V
Insulation Class	Class E	Class E	Class E	Class E

**WNF20A (20") & WNF24A (24")**



TECHNICAL SPECIFICATIONS:		
Model Name	WNF20A	WNF24A
Color	Black, Ivory	Black, Ivory
Size	500mm	600mm
Rated voltage	AC 220 V	AC 220 V
Current	0.40 A	0.67 A
Speed	1300 RPM	1150 RPM
Frequency	50Hz	50Hz
Input Power	90 W	150 W
Power Factor	0.99	0.99
Air delivery	72 m <sup>3</sup> /min.	125 m <sup>3</sup> /min.
Service Value	0.80 m <sup>3</sup> /min./watt	0.83 m <sup>3</sup> /min./watt


**WNF16A (16")**



**TECHNICAL SPECIFICATIONS:**

Model Name	: WNF16A
Color	: Light Blue, White
Size	: 400mm (16")
Rated Voltage	: AC 220 V
Current	: 0.23A
Speed	: 1250 RPM
Frequency	: 50Hz
Input Power	: 50W
Power Factor	: 0.97
Insulation Class	: Class F
Air Delivery	: 45 m <sup>3</sup> /min.
Service Value	: 0.9 m <sup>3</sup> /min./watt

**WNF18A (18")**



**TECHNICAL SPECIFICATIONS:**

Model Name	: WNF18A
Color	: Blue, White
Size	: 450mm (18")
Rated Voltage	: AC 220 V
Current	: 0.2A
Speed	: 1250 RPM
Frequency	: 50Hz
Input Power	: 50W
Power Factor	: 0.98
Insulation Class	: Class F
Air Delivery	: 61 m <sup>3</sup> /min.
Service Value	: 1.22 m <sup>3</sup> /min./watt


## FLOOR FAN



### WFF9S4 (09'')

#### TECHNICAL SPECIFICATIONS:

Model Name	: WFF9S4
Color	: Black
Size	: 225 mm
Rated Voltage	: AC 220 V
Current	: 0.25A
Speed	: 2500 RPM
Frequency	: 50Hz
Input Power	: 60W
Power Factor	: 0.95
Insulation Class	: Class H
Air Delivery	: 36 m <sup>3</sup> /min.




### WFF24A-PBC (24'')

#### TECHNICAL SPECIFICATIONS:

Model Name	: WFF24A-PBC
Color	: Black, Gray
Size	: 600mm (24'')
Rated Voltage	: AC 220 Volt
Current	: 0.90 A
Speed	: 900 RPM
Frequency	: 50 Hz
Input Power	: 170W
Power Factor	: 0.98
Insulation Class	: Class H
Air Delivery	: 170 m <sup>3</sup> /min.
Service Value	: 1 m <sup>3</sup> /min./watt

## CEILING MOUNTED ORBIT FAN



### WCM16A-RMC (16'')

#### TECHNICAL SPECIFICATIONS:

Model Name	: WCM16A-RMC
Color	: White
Size	: 400 mm
Rated Voltage	: 220V
Current	: 0.2 A
Speed	: 1360 RPM
Frequency	: 50Hz
Input Power	: 45W
Power Factor	: 0.98
Air Delivery	: 45 m <sup>3</sup> /min.
Insulation Class	: Class H
Service Value	: 1 m <sup>3</sup> /min./watt



# FEEL THE COOL ALL THE TIME



Fashionable  
Design



AC High  
Speed



99.99%  
Copper Motor



Aerodynamic  
Blade Design



## Walton Hi-Tech Industries PLC.

### Headquarters and R&I Center

Chandra, Kaliakoir, Gazipur, Bangladesh  
Email: [global@waltonplc.com](mailto:global@waltonplc.com)

### Corporate Office (Bangladesh)

Plot # 1088, Block # 1, Road # Sabrina Sobhan  
5th Avenue, Bashundhara R/A, Vatarā  
Dhaka-1229, Bangladesh  
Tel: +880 9606-555 555  
Fax: +880 9606-555 550  
Email: [global@waltonplc.com](mailto:global@waltonplc.com)

### Corporate Office (Global)

12225 Greenville Avenue, Suite # 880, Dallas  
Texas 75243, USA, Email: [global@waltonplc.com](mailto:global@waltonplc.com)

### R&I Office (Global)

361 Dakkum Business Center  
3rd Floor, 7-3 Gwanggyojungang-ro  
248 beon-gil, Yeongtong-gu  
Suwon-si, Gyeonggi-do  
Republic of Korea  
(Ha-Dong, Uyeonbeobjeon Plaza)