



Feel The
Natural Cool Breeze



waltonbd.com

EXPLORING BEYOND BOUNDARIES

The Company played a vital role in reducing import dependency and simultaneously started exporting since 2011 to various countries like; Hungary, Germany, Italy, Denmark, Ireland, Spain, Croatia, Poland, Romania, Greece, Georgia, Austria, Slovakia, Slovenia, Mexico, Senegal, Mali, Ghana, Djibouti, Tunisia, Libya, Tanzania, Kenya, Uganda, Seychelles, Togo, Nigeria, Turkey, Bhutan, Maldives, Iraq, Yemen, Nepal, Sri Lanka, Timor-Leste, and India. Moreover, we are already in the process of penetrating the markets of Australia, Europe, the USA, South Africa, Singapore, Poland, Saudi Arabia, Sri Lanka, and the CIS Countries considering the global economic situation and Walton's strategic position.

MARKET POSITIONING

Walton had been incorporated in 2006 and the commencement of its business was in 2008. It primarily manufactures Refrigerator, Freezer, Air conditioners, Television & Compressor and subsequently expanded its operation in Electrical Appliances including Elevator, thereby catering to the foundation for nearly every aspect of modern life. Walton has become the most trusted and prestigious national brand in the consumer electronics and electrical industry in Bangladesh through its strong manufacturing base, quality products, competitive price, extensive market coverage, and, last but not the least, responsive after-sales services. As a result, within a very short time span, Walton has captured a substantial market share and has positioned itself as the most dominant player in the electronics sector of Bangladesh.



WALTON CORPORATE OFFICE

The corporate office is situated in Bashundhara Residential Area, Dhaka. This is a 3 storied modern office building with 4 stairs, space for 2 lifts, and allied facilities with a space of 1,89,539 sq. ft. There is one pair Escalator in the building. There are also some other structures, namely a sub-station building, a car wash & parking shed, and a guard room. The sub-station is a single storied building This is built with burnt bricks, and RCC. This was reportedly built in the year 2017. The car wash shed is built with burnt bricks & GI sheet walls with the roof of pre-fabricated steel sheets on steel frame having pucca floor This was built in the year 2017. The parking shed and guard room are built with burnt bricks & GI sheet walls with the roof of pre-fabricated steel sheets on a steel frame having a pucca floor This was built in the year 2017. The Building is fully used for office purposes. There is also a helipad in the parking area adjacent to the building. The Building is surrounded by a boundary wall and decorative steel fence.



GLOBAL OPERATION



INTERNATIONAL CERTIFICATIONS

Walton Hi-Tech Industries PLC. is certified to ISO 45001: 2018 Occupational Health & Management System (OHSMS) for effective health & safety management as per ISO standard

Walton Hi-Tech Industries PLC. is certified to ISO 14001: 2015 Environmental Management System (EMS) for effective environmental management as per ISO standard

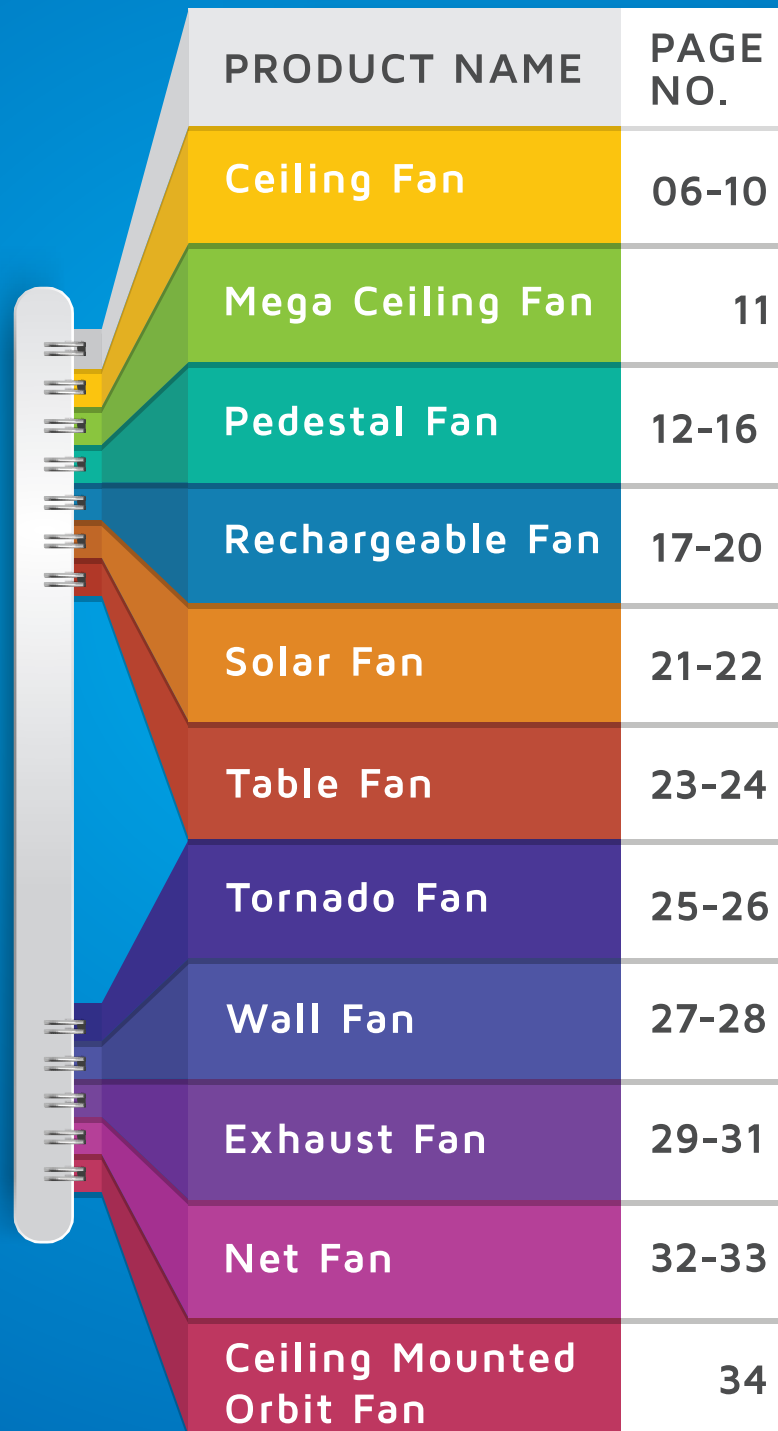
Walton Hi-Tech Industries PLC. is certified to ISO 9001: 2015 Quality Management System (QMS) for effective quality management as per ISO standard



PRODUCT CERTIFICATIONS



TABLE OF CONTENTS



PRODUCT NAME	PAGE NO.
Ceiling Fan	06-10
Mega Ceiling Fan	11
Pedestal Fan	12-16
Rechargeable Fan	17-20
Solar Fan	21-22
Table Fan	23-24
Tornado Fan	25-26
Wall Fan	27-28
Exhaust Fan	29-31
Net Fan	32-33
Ceiling Mounted Orbit Fan	34



Noiseless Peace

Ceiling Fan

We have a dynamic R&D team that is continuously involved in achieving innovations for high-precision premium-class Ceiling Fans.





GLORIA FAN

TECHNICAL SPECIFICATION:

Product Name	: Gloria Ceiling Fan
Color	: White, Golden
Size	: 1250mm (50")
Rated Voltage	: 220V
Speed	: 300 RPM
Frequency	: 50Hz
Power Consumption	: 70W
Power Factor	: 0.98
Insulation Class	: Class H
Air Delivery	: 230 m ³ /min.



Noiseless

LILY FAN

TECHNICAL SPECIFICATION:



Product Name	: Lily Ceiling Fan
Color	: White, Off White, Indigo, Pink
Size	: 1400mm (56")
Rated Voltage	: 220V
Speed	: 310±3% RPM
Frequency	: 50Hz
Power Consumption	: 75W
Power Factor	: 0.97
Insulation Class	: Class H
Air Delivery	: 225 m ³ /min.



POPULAR FAN

TECHNICAL SPECIFICATION:




Product Name	: Popular Ceiling Fan
Color	: White, Off White, Indigo, Pink
Size	: 1400mm (56")
Rated Voltage	: 220V
Speed	: 310±3% RPM
Frequency	: 50Hz
Power Consumption	: 75W
Power Factor	: 0.97
Insulation Class	: Class E
Air Delivery	: 250 m ³ /min.



WCF5601 EM

TECHNICAL SPECIFICATION:

Product Name	: WCF5601 EM Ceiling Fan
Color	: White, Off White, Indigo, Pink
Size	: 1400mm (56")
Rated Voltage	: 220V
Speed	: 310±3% RPM
Frequency	: 50Hz
Power Consumption	: 75W
Power Factor	: 0.97
Insulation Class	: Class H
Air Delivery	: 250 m ³ /min.


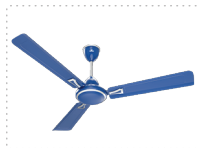
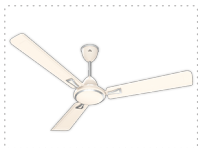




WCF5601 WR

TECHNICAL SPECIFICATION:



Product Name	: WCF5601 WR Ceiling Fan
Color	: White, Off White, Indigo, Pink
Size	: 1400mm (56")
Rated Voltage	: 220V
Speed	: 310±3% RPM
Frequency	: 50Hz
Power Consumption	: 75W
Power Factor	: 0.97
Insulation Class	: Class H
Air Delivery	: 250 m ³ /min.



WCF5603 WR

TECHNICAL SPECIFICATION:



Product Name	: WCF5603 WR Ceiling Fan
Color	: White, Off White, Indigo, Pink
Size	: 1400mm (56")
Rated Voltage	: 220V
Speed	: 310±3% RPM
Frequency	: 50Hz
Power Consumption	: 75W
Power Factor	: 0.97
Insulation Class	: Class E
Air Delivery	: 250 m ³ /min.



WCF5604 WR

TECHNICAL SPECIFICATION:

Product Name	: WCF5604 WR Ceiling Fan
Color	: White, Off White, Indigo, Pink
Size	: 1400mm (56")
Rated Voltage	: 220V
Speed	: 310±3% RPM
Frequency	: 50Hz
Power Consumption	: 75W
Power Factor	: 0.97
Insulation Class	: Class E
Air Delivery	: 250 m ³ /min.



TULIP FAN

TECHNICAL SPECIFICATION:

Product Name	: Tulip Ceiling Fan
Color	: White, Off White, Indigo, Pink
Size	: 900mm (36")
Rated Voltage	: 220V
Speed	: 540 RPM
Frequency	: 50Hz
Power Consumption	: 78W
Power Factor	: 0.97
Insulation Class	: Class E
Air Delivery	: 180 m ³ /min.



W
WALTON

Your Energy Saving Partner



 **65%**
ENERGY SAVING





REMOTE
CONTROL



COMFORT FAN

TECHNICAL SPECIFICATION:


Product Name	: Comfort Ceiling Fan
Color	: White, Off White, Indigo, Pink
Size	: 1200mm (48")
Rated Voltage	: 220V
Speed	: 370 RPM
Frequency	: 50Hz
Power Consumption	: 40W
Power Factor	: 0.996
Insulation Class	: Class H
Air Delivery	: 222 m ³ /min.




COMFORT FAN 56"

TECHNICAL SPECIFICATION:

Product Name	: Comfort Ceiling Fan
Color	: White, Off White, Indigo, Pink
Size	: 1400mm (56")
Rated Voltage	: 220V
Speed	: 370 RPM
Frequency	: 50Hz
Power Consumption	: 40W
Power Factor	: 0.996
Insulation Class	: Class H
Air Delivery	: 222 m ³ /min.





MEGA CEILING FAN

TECHNICAL SPECIFICATION:

Product Name	WMIF15 15 Feet (Green)	WMIF18 18 Feet (Green)
Motor Power	1.5kW	1.5kW
Max Speed	75 RPM	65 RPM
Rated Voltage	380V/220V	380V/220V
Rated Current	2.85A/4.00A	2.75A/4.20A
Air Volume	11500 m ³ /min.	12000 m ³ /min.
Max Coverage	850 m ²	1050 m ²
Weight	102kg	108kg
Noise	43dBA	43dBA


Product Name	WMIF21 21 Feet (Green)	WMIF24 24 Feet (Green)
Motor Power	1.5kW	1.5kW
Max Speed	56 RPM	54 RPM
Rated Voltage	380V/220V	380V/220V
Rated Current	2.72A/4.30A	2.95A/4.60A
Air Volume	12800 m ³ /min.	13800 m ³ /min.
Max Coverage	1400 m ²	1800 m ²
Weight	113kg	125kg
Noise	43dBA	43dBA



Keeps You Cool

Pedestal Fan

Walton pedestal fan has a wide range of designs. Our pedestal fan guarantees cool air at any time.



WPF24A PBC



TECHNICAL SPECIFICATION:

Product Name	: WPF24A PBC
Color	: Black, Grey
Size	: 600mm (24")
Rated Voltage	: AC 220V
Speed	: 900 RPM
Current	: 0.78A
Frequency	: 50Hz
Input Power	: 170W
Power Factor	: 0.98
Insulation Class	: Class H
Air Delivery	: 170 m ³ /min.

WPF18C PBC

TECHNICAL SPECIFICATION:

Product Name	: WPF18C PBC
Color	: Black, Grey
Size	: 450mm (18")
Rated Voltage	: AC 220V
Speed	: 1350 RPM
Current	: 0.6A
Frequency	: 50Hz
Input Power	: 120W
Power Factor	: 0.97
Insulation Class	: Class E
Air Delivery	: 120 m ³ /min.



WPF24S RSC

TECHNICAL SPECIFICATION:

Product Name	: WPF24S RSC
Color	: Black, Silver
Size	: 600mm (24")
Rated Voltage	: AC 220V
Speed	: 1380 RPM
Current	: 0.78A
Frequency	: 50Hz
Input Power	: 135W
Power Factor	: 0.95
Insulation Class	: Class H
Air Delivery	: 180 m ³ /min.



WPF18B PBC

TECHNICAL SPECIFICATION:

Product Name	: WPF18B PBC
Color	: Black, Grey
Size	: 450mm (18")
Rated Voltage	: AC 220V
Speed	: 1350 RPM
Current	: 0.6A
Frequency	: 50Hz
Input Power	: 120W
Power Factor	: 0.95
Insulation Class	: Class E
Air Delivery	: 120 m ³ /min.

WPF24A PBC

TECHNICAL SPECIFICATION:

Product Name	: WPF24A PBC (Tripod)
Color	: Black, Grey
Size	: 600mm (24")
Rated Voltage	: AC 220V
Current	: 0.78A
Frequency	: 50Hz
Input Power	: 170W
Power Factor	: 0.98
Speed	: 900 RPM
Insulation class	: Class H
Air Delivery	: 170 m ³ /min.



WPF18D PBC

TECHNICAL SPECIFICATION:

Product Name	: WPF18D PBC (Tripod)
Color	: Black, Grey
Size	: 450mm (18")
Rated Voltage	: AC 220V
Current	: 0.6
Input Power	: 120W
Frequency	: 50Hz
Power Factor	: 0.97
Speed	: 1350 RPM
Insulation Class	: Class E
Air Delivery	: 120 m ³ /min.



WPF16SEM2 PBC

TECHNICAL SPECIFICATION:

Product Name	: WPF 16SEM2 PBC
Color	: Cream White, Sky Blue
Size	: 400mm (16")
Rated Voltage	: AC 220V
Input Power	: 45W
Current	: 0.2A
Frequency	: 50Hz
Power Factor	: 0.95
Speed	: 1260 RPM
Insulation Class	: Class H
Air Delivery	: 45 m ³ /min.

WPF160B PBC

TECHNICAL SPECIFICATION:

Product Name	: WPF160B PBC
Color	: Dark Blue, Pink, Sky Blue
Size	: 400mm (16")
Rated Voltage	: AC 220V
Current	: 0.27A
Frequency	: 50Hz
Input Power	: 60W
Power Factor	: 0.98
Speed	: 880 RPM
Insulation Class	: Class H
Air Delivery	: 90 m ³ /min.



WPF160B RMC

TECHNICAL SPECIFICATION:

Product Name	: WPF160B RMC
Color	: Dark Blue, Pink, Sky Blue
Size	: 400mm (16")
Rated Voltage	: AC 220V
Current	: 0.27A
Frequency	: 50Hz
Input Power	: 60W
Power Factor	: 0.98
Speed	: 880 RPM
Insulation Class	: Class H
Air Delivery	: 90 m ³ /min.



WPF16SEM PBC

TECHNICAL SPECIFICATION:

Product Name	: WPF16SEM PBC
Color	: Cream White, Dark Blue, White, Sky Blue
Size	: 400mm (16")
Rated Voltage	: AC 220V
Current	: 0.2A
Frequency	: 50Hz
Air Delivery	: 55 m ³ /min.
Input Power	: 45W
Power Factor	: 0.97
Speed	: 1240 RPM
Insulation Class	: Class H

WPF180A PBC

TECHNICAL SPECIFICATION:

Product Name	: WPF180A PBC
Color	: Dark Blue, Sky Blue, Cream White
Size	: 450mm (18")
Rated Voltage	: AC 220V
Current	: 0.2A
Frequency	: 50Hz
Input Power	: 50W
Power Factor	: 0.98
Speed	: 1250 RPM
Insulation Class	: Class H



WPF16L5 RMC

TECHNICAL SPECIFICATION:


Product Name	: WPF16L5 RMC
Color	: Black, Yellow, Purple
Size	: 400mm (16")
Rated Voltage	: AC 220V
Current	: 0.27A
Frequency	: 50Hz
Input Power	: 60W
Power Factor	: 0.98
Speed	: 880 RPM
Insulation Class	: Class H
Air Delivery	: 63 m ³ /min.

WPF16L5 PBC

TECHNICAL SPECIFICATION:

Product Name	: WPF16L5 PBC
Color	: Purple, Yellow
Size	: 400mm (16")
Rated Voltage	: AC 220V
Current	: 0.27A
Frequency	: 50Hz
Input Power	: 60W
Power Factor	: 0.98
Speed	: 880 RPM
Insulation Class	: Class H
Air Delivery	: 63 m ³ /min.







Feel The Cool

Rechargeable Fan

A rechargeable fan additionally has a backup rather than being stuck suppressing without any form of cooling in the house. Walton rechargeable fan can produce much more efficiency by spinning 15% more than other fans.



WRTF 14A




TECHNICAL SPECIFICATION:

Product Name	: WRTF 14A
Color	: Maroon, Green, White, Yellow, Purple
Size	: 350mm (14")
Rated Voltage	: AC 220V
Current	: 0.20A
Speed	: 1500 RPM
Input Power	: 20W
Power Factor	: 0.45
Service Value	: 0.6 m ³ /min./watt
Motor	: DC Motor 6V
Charging Time	: 8-10 Hours
Air Delivery	: 16 m ³ /min.

WRTF 12A

TECHNICAL SPECIFICATION:


Product Name	: WRTF 12A
Color	: Maroon, Green, White, Yellow, Purple
Size	: 300mm (12")
Rated voltage	: AC 220V
Current	: 0.20A
Speed	: 1500 RPM
Input Power	: 18W
Power Factor	: 0.42
Service Value	: 0.5 m ³ /min./watt
Motor	: DC Motor 6V
Charging Time	: 8-10 Hours (Approx)
Air Delivery	: 10 m ³ /min.



WRTF 12B

TECHNICAL SPECIFICATION:

Product Name	: WRTF 12B
Rated Voltage	: 220V-240V
Frequency	: 50/60Hz
Battery	: 2x6V 4.5Ah Sealed Lead Acid Battery
Charge Time	: 12-15Hours
Duration	: 4 Hours/High Speed (Approx) 6 Hours/Middle Speed (Approx) 10 Hours/ Low Speed (Approx) 150 Hours LED Light
Speed	: Low 550 R/m Medium 1050 R/m High 1500 R/m



W170A MS



TECHNICAL SPECIFICATION:

Product Name	: W170A MS
Color	: Stand-Blue, Base-Blue, Stand-Blue, Base-White, Stand-White, Base-White
Size	: 430mm (17")
Rated Voltage	: AC 220V
Frequency	: 50Hz
Input Power	: 30W
Speed	: 1385 RPM
Battery	: Rechargeable Lead Acid 12V 4.5Ah
Motor	: DC 12V
Charging Time	: 8-10 Hours

W170A EM MS

TECHNICAL SPECIFICATION:

Product Name	: W170A EM MS
Color	: Stand-Blue, Base-Blue, Stand-Blue, Base-White, Stand-White, Base-White
Size	: 430mm (17")
Rated Voltage	: AC 220V
Frequency	: 50Hz
Speed	: 1385 RPM
Battery	: Rechargeable Lead Acid 12V 4.5Ah
Input Power	: 30W
Motor	: DC 12V
Charging Time	: 8-10 Hours



W170A AS

TECHNICAL SPECIFICATION:

Product Name	: W170A AS
Color	: Stand-Blue, Base-Blue, Stand-Blue, Base-White, Stand-White, Base-White
Size	: 430mm (17")
Rated Voltage	: AC 220V
Frequency	: 50Hz
Speed	: 1385 RPM
Battery	: Rechargeable Lead Acid 12V 4.5Ah
Input Power	: 30W
Motor	: DC 12V
Charging Time	: 8-10 Hours





RECHARGEABLE STAND FAN


TECHNICAL SPECIFICATION:

Rated Voltage	: AC 220V
Input Power	: 30W
Speed	: 1500 RPM
Frequency	: 50Hz
Air Delivery	: 30 m ³ /min.
Color	: Maroon, Dark Blue
Battery	: Rechargeable Sealed Lead Acid 2X6V 4.5Ah
Charge Time	: 12-15 Hours
Battery Runtime	: High 2.5 Hours (Approx) Medium 6 Hours (Approx) Low 12 Hours (Approx) LED Light 90 Hours (Approx)

HIGH SPEED RTF

TECHNICAL SPECIFICATION:

Type	: Rechargeable Fan
Size	: 225mm (9")
Input/Output Voltage	: DC 5V/2A
Speed	: 1500 RPM
Frequency	: 50Hz
Battery	: Li-ion Cylindrical Rechargeable Battery 3.7V 8000mAh
Input Power	: 1.3-4.8W
Motor	: BLDC 3.7V
Charging Time	: 10-12 Hours
Battery Runtime	: High Speed 3 Hours (Approx)
Charging Cable	: Type C



WRPF06A

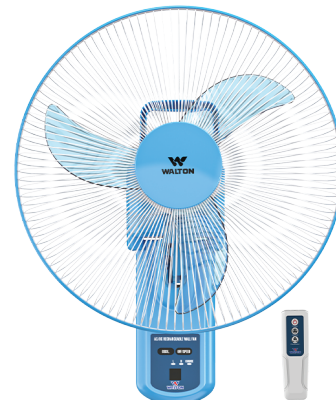
TECHNICAL SPECIFICATION:


Product Name	: WRPF06A
Size	: 150mm (6")
Input/Output Voltage	: DC 5V/2A
Speed	: 1900 RPM
Frequency	: 50Hz
Battery	: Li-ion Cylindrical Rechargeable Battery 3.7V 8000mAh
Input Power	: 1.3-4.8W
Motor	: BLDC 3.7V
Charging Time	: 10-12 Hours
LED Light	: Super Bright White LED 0.056W X 9
Battery Runtime	: High Speed 3.0 Hours (Approx) Mid Speed 3.5 Hours (Approx) Low Speed 6.0 Hours (Approx) LED Light 180 Hours
Charging Cable	: Type C

W17RWF RMC (SKY BLUE)

TECHNICAL SPECIFICATION:

Product Name	: W17RWF RMC (Sky Blue)
Color	: Sky Blue
Size	: 430mm (17")
Rated Voltage	: AC 220V
Frequency	: 50Hz
Input Power	: 30W
Speed	: 1385 RPM
Air Delivery	: 16 m ³ /min.
Motor	: DC 12V
Battery	: Rechargeable Lead Acid 12V 4.5Ah





SOLAR FAN


TECHNICAL SPECIFICATION:

Product Name	: Solar Fan
Color	: Green, Ivory, Maroon
Size	: 12"(300mm)
Rated Voltage	: DC 12V
Speed	: 1700 RPM
Current	: 1 Ampere
Input Power	: 12W
Type of Motor	: DC 12V
Air Deliver	: 10 m ³ /min.
Service Value	: 0.84m ³ /min./watt

SOLAR FAN

TECHNICAL SPECIFICATION:


Product Name	: Solar Fan
Color	: Green, Ivory, Maroon
Size	: 12"(300mm)
Rated Voltage	: DC 12V
Speed	: 1700 RPM
Current	: 1 Ampere
Input Power	: 12W
Type of Motor	: DC 12V
Air Delivery	: 10 m ³ /min.
Service Value	: 0.84m ³ /min./watt



SOLAR FAN

TECHNICAL SPECIFICATION:

Product Name	: Solar Fan
Color	: Green, Ivory, Maroon
Size	: 12"(300mm)
Rated Voltage	: DC 12V
Speed	: 1700 RPM
Current	: 1 Ampere
Input Power	: 12W
Type of Motor	: DC 12V
Air Delivery	: 10 m ³ /min.
Service Value	: 0.84m ³ /min./watt





SOLAR FAN


TECHNICAL SPECIFICATION:

Product Name	: Solar Fan
Color	: Green, Ivory, Maroon
Size	: 12"(300mm)
Rated Voltage	: DC 12V
Speed	: 1700 RPM
Current	: 1 Ampere
Input Power	: 12W
Type of Motor	: DC 12V
Air Delivery	: 10 m ³ /min.
Service Value	: 0.84m ³ /min./watt

SOLAR FAN

TECHNICAL SPECIFICATION:

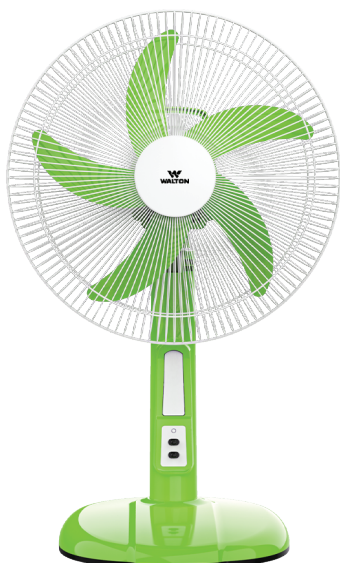
Product Name	: Solar Fan
Color	: Green, Ivory, Maroon
Size	: 16"(400mm)
Rated Voltage	: DC 12V
Speed	: 1250 RPM
Current	: 1.6 Ampere
Input Power	: 18W
Type of Motor	: DC 12V
Air Delivery	: 26 m ³ /min.
Service Value	: 1.45m ³ /min./watt



SOLAR FAN

TECHNICAL SPECIFICATION:

Product Name	: Solar Fan
Color	: Green, Ivory, Maroon
Size	: 16"(400mm)
Rated Voltage	: DC 12V
Speed	: 1250 RPM
Current	: 1.6 Ampere
Input Power	: 18W
Type of Motor	: DC 12V
Air Delivery	: 26 m ³ /min.
Service Value	: 1.45m ³ /min./watt





Control Your Comfort


Table Fan

To cool every corner of any type of premises, walton table fans come in a wide range and variety of colors, styles, and prices.

WTF16A RMC

TECHNICAL SPECIFICATION:



Product Name	: WTF16A RMC
Color	: Sky Blue, Cream White
Size	: 400mm (16")
Rated Voltage	: AC 220V
Current	: 0.23A
Frequency	: 50Hz
Input Power	: 50W
Power Factor	: 0.98
Speed	: 1220 RPM
Insulation Class	: Class H
Air Delivery	: 63 m ³ /min.



WTF16A PBC

TECHNICAL SPECIFICATION:



Product Name	: WTF16A PBC
Color	: Dark Blue, Sky Blue, White
Size	: 400mm (16")
Rated Voltage	: AC 220V
Current	: 0.23A
Frequency	: 50Hz
Input Power	: 50W
Power Factor	: 0.98
Speed	: 1220 RPM
Insulation Class	: Class H
Air Delivery	: 63 m ³ /min.



WTF16C PBC

TECHNICAL SPECIFICATION:

Product Name	: WTF16C PBC
Color	: Sky Blue, Cream White, Dark Blue
Size	: 400mm (16")
Rated Voltage	: AC 220V
Current	: 0.22A
Frequency	: 50Hz
Input Power	: 46W
Power Factor	: 0.99
Speed	: 1250 RPM
Insulation Class	: Class H
Air Delivery	: 44 m ³ /min.








Air of Serenity

Tornado Fan

Tornado fan is featured an easy rotary switch to control the speed. The powerful wind will cool the space where it is positioned. You can move the fan from your workspace to your garage or anywhere.



Tornado Fan




TECHNICAL SPECIFICATION:

Product Name	: WTF10S
Color	: White, Blue, Maroon
Size	: 250mm (10")
Rated Voltage	: AC 220V
Current	: 0.28A
Frequency	: 50Hz
Input Power	: 65W
Power Factor	: 0.95
Speed	: 2500 RPM
Insulation Class	: Class H
Air Delivery	: 36 m ³ /min.

Tornado Fan

TECHNICAL SPECIFICATION:

Product Model	: WTF9S5 & WTF9M5
Color	: Yellow, Blue
Size	: 225mm (9")
Rated Voltage	: AC 220V
Current	: 0.28A
Frequency	: 50Hz
Input Power	: 65W
Power Factor	: 0.95
Speed	: 2500 RPM
Insulation Class	: Class H
Air Delivery	: 36 m ³ /min.



Tornado Fan

TECHNICAL SPECIFICATION:


Product Model	: WTF9S3
Color	: Yellow, Blue
Size	: 225mm (9")
Rated Voltage	: AC 220V
Current	: 0.25A
Frequency	: 50Hz
Input Power	: 60W
Power Factor	: 0.95
Speed	: 2600 RPM
Insulation Class	: Class H
Air Delivery	: 36 m ³ /min.



Keeps You Cool and Refresh

Wall Fan

Enjoy savings and full speed both at the same time! Optimal speeds, attractive looks, and efficient functioning of walton wall fans can make you an all-time favorite any day.



W160A RGC

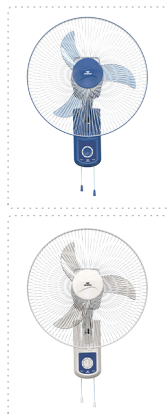


TECHNICAL SPECIFICATION:

Product Name	: W160A RGC
Color	: Dark Blue, Sky Blue, White, Cream White
Size	: 400mm (16")
Rated Voltage	: AC 220V
Current	: 0.23A
Frequency	: 50Hz
Power Factor	: 0.98
Input Power	: 50W
Speed	: 1220 RPM
Insulation Class	: Class H
Air Delivery	: 63 m ³ /min.

W160A RMC

TECHNICAL SPECIFICATION:

Product Name	: W160A RMC
Color	: Dark Blue, Sky Blue, White, Cream White
Size	: 400mm (16")
Rated Voltage	: AC 220V
Current	: 0.23A
Frequency	: 50Hz
Input Power	: 50W
Power Factor	: 0.98
Speed	: 1220 RPM
Insulation Class	: Class H
Air Delivery	: 63 m ³ /min.



W160A RGC EM

TECHNICAL SPECIFICATION:

Product Name	: W160A RGC EM
Color	: Dark Blue, Sky Blue, Cream White
Size	: 400mm (16")
Rated Voltage	: AC 220V
Current	: 0.2A
Frequency	: 50Hz
Input Power	: 45W
Power Factor	: 0.97
Speed	: 1250 RPM
Insulation Class	: Class H
Air Delivery	: 45 m ³ /min.



Odor Free Air

Exhaust Fan

The exhaust fan keeps the air fresh and free of unwanted moisture, scents, and other contaminants. This fan provides sufficient ventilation to remove odors and pollutants from your kitchen or bathroom.



WEF 0601N

TECHNICAL SPECIFICATION:

Product Name	: WEF 0601N
Color	: White
Size	: 150mm (6")
Current	: 0.16A
Frequency	: 50Hz
Rated Voltage	: 220V
Input Power	: 40W
Power Factor	: 0.95
Speed	: 1350 RPM
Insulation Class	: Class E

WEF 0801N

TECHNICAL SPECIFICATION:

Product Name	: WEF 0801N
Color	: White
Size	: 200mm (8")
Current	: 0.16A
Frequency	: 50Hz
Rated Voltage	: 220V
Input Power	: 40W
Power Factor	: 0.98
Speed	: 1300 RPM
Insulation Class	: Class E



WEF 1001N

TECHNICAL SPECIFICATION:

Product Name	: WEF 1001N
Color	: White
Size	: 250mm (10")
Current	: 0.2A
Frequency	: 50Hz
Rated Voltage	: 220V
Input Power	: 45W
Power Factor	: 0.98
Speed	: 1300 RPM
Insulation Class	: Class E

WEF 1201N

TECHNICAL SPECIFICATION:

Product Name	: WEF 1201N
Color	: White
Size	: 300mm (12")
Current	: 0.2A
Frequency	: 50Hz
Rated Voltage	: 220V
Input Power	: 55W
Power Factor	: 0.96
Speed	: 1150 RPM
Insulation Class	: Class E





WEF 0601

TECHNICAL SPECIFICATION:

Product Name	: WEF 0601
Color	: White
Size	: 150mm (6")
Current	: 0.16A
Frequency	: 50Hz
Rated Voltage	: 220V AC
Input Power	: 40W
Power Factor	: 0.95
Speed	: 1350 RPM
Insulation Class	: Class E

WEF 0801

TECHNICAL SPECIFICATION:

Product Name	: WEF 0801
Color	: White
Size	: 200mm (8")
Current	: 0.16A
Frequency	: 50Hz
Rated Voltage	: 220V AC
Input Power	: 40W
Power Factor	: 0.98
Speed	: 1300 RPM
Insulation Class	: Class E



WEF 1001

TECHNICAL SPECIFICATION:


Product Name	: WEF 1001
Color	: White
Size	: 250mm (10")
Current	: 0.2A
Frequency	: 50Hz
Rated Voltage	: 220V AC
Input Power	: 40W
Power Factor	: 0.98
Speed	: 1250 RPM
Insulation Class	: Class E

WEF 1201

TECHNICAL SPECIFICATION:

Product Name	: WEF 1201
Color	: White
Size	: 300mm (12")
Current	: 0.2A
Frequency	: 50Hz
Rated Voltage	: 220V AC
Input Power	: 55W
Power Factor	: 0.96
Speed	: 1150 RPM
Insulation Class	: Class E







Air of Delight

Net Fan

Keep your workspace cool with the moving tornado fan. Easy assembly and use.



WNF16A



TECHNICAL SPECIFICATION:

Product Name	: WNF16A
Color	: Light Blue, White
Size	: 400mm (16")
Rated Voltage	: AC 220V
Current	: 0.23A
Frequency	: 50Hz
Input Power	: 50W
Power Factor	: 0.97
Speed	: 1250 RPM
Air Delivery	: 45 m ³ /min.

WNF18A

TECHNICAL SPECIFICATION:

Product Name	: WNF18A
Color	: Blue, White
Size	: 450mm (18")
Rated Voltage	: AC 220V
Current	: 0.2A
Frequency	: 50Hz
Input Power	: 50W
Power Factor	: 0.98
Speed	: 1250 RPM
Air Delivery	: 61 m ³ /min.
Insulation Class	: Class E






Feel Cool Every Time

Ceiling Mounted Orbit Fan

The orbit fan provides wide-range cooling air circulation. The ability to direct high-velocity air makes this fan ideal for cooling or ventilation where it's positioned.



CEILING MOUNTED ORBIT FAN

TECHNICAL SPECIFICATION:

Product Name	: Cycle Fan
Color	: White
Size	: 400mm
Rated Voltage	: 220V
Current	: 0.2A
Frequency	: 50Hz
Input Power	: 45W
Power Factor	: 0.98
Speed	: 1360 RPM
Air Delivery	: 45 m ³ /min.
Insulation Class	: Class H



Headquarters

Chandra, Kaliakoir, Gazipur
Bangladesh
e-mail: global@waltonplc.com

Corporate Office

Block-I, Sabrina Sobhan 5th Avenue
Bashundhara, Vata, Dhaka-1229.
e-mail: global@waltonplc.com